

Scaled data based on original data using  
LM-79-08 Approved Method: Electrical and Photometric Measurements of Solid-  
State Lighting Products

Test Report Prepared for  
Cooper Lighting Solutions  
(formerly Eaton)

Brand: INVUE

Report Number: P675083

Luminaire Tested: **CCW-SA-1F-722-U-T4FT**

Issue Date: 04/25/2023



**Test Information**

Test Method: LM-79-08  
Report Number: P675083  
Test Lab: INNOVATION CENTER(G1)  
Issue Date: 04/25/2023  
Manufacturer: COOPER LIGHTING SOLUTIONS (FORMERLY EATON)  
Product Line: INVUE  
Catalog Number: CCW-SA-1F-722-U-T4FT  
Description: INVUE CLEAR CURVE Wall Pack MOUNT LIGHT SQUARE LUMINAIRE @1200mA w/  
T4FT distribution lens  
Light Source: (16) 2200K CCT, 70 CRI LEDs  
Ballast/Driver: ELECTRONIC DRIVER

**Summary**

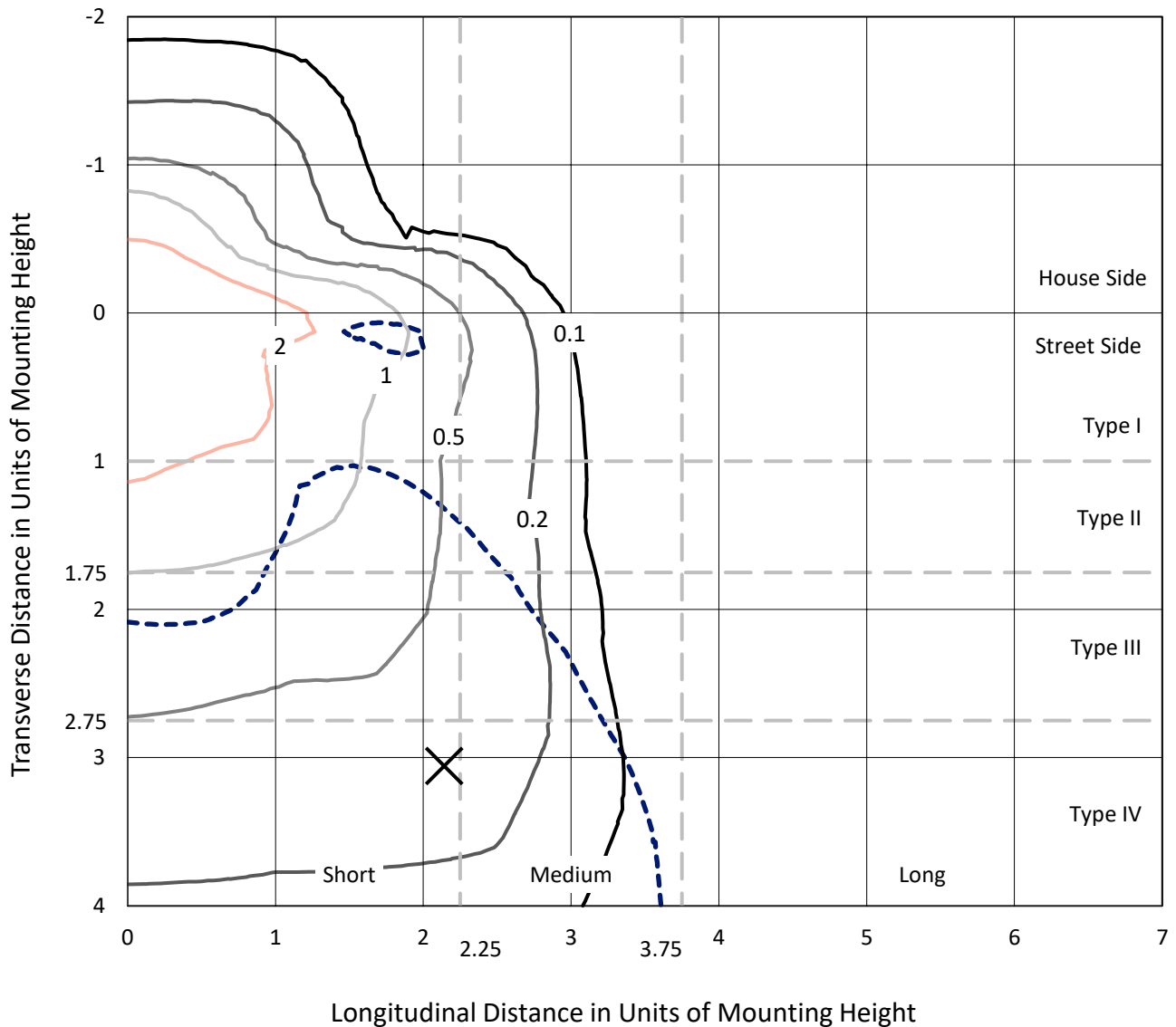
Lumens per Lamp: N/A  
Luminaire Lumens: 5519.4 lumens  
Efficiency: N/A  
Efficacy: 82.4 lumens/watt  
Luminous Opening: Rectangular (W 1' x L: 0.5' x H: 0')  
IES Classification: Type IV - Short  
BUG Rating: B1 - U0 - G2

Input Watts (W): 67  
Input Voltage (V): 120  
Input Current (Ain): NR  
Voltage Rise (V): NR  
Power Factor: NR  
Total Harmonic Distortion (THDi): NR  
Frequency (hertz): 60  
Stabilization Time: NR  
Operation Time: NR  
Ambient Temperature (°C): NR  
Test Distance: 25 FT

REPORT NUMBER: P675083  
 CATALOG NUMBER: CCW-SA-1F-722-U-T4FT

### Iso-Footcandle Lines of Horizontal Illumination

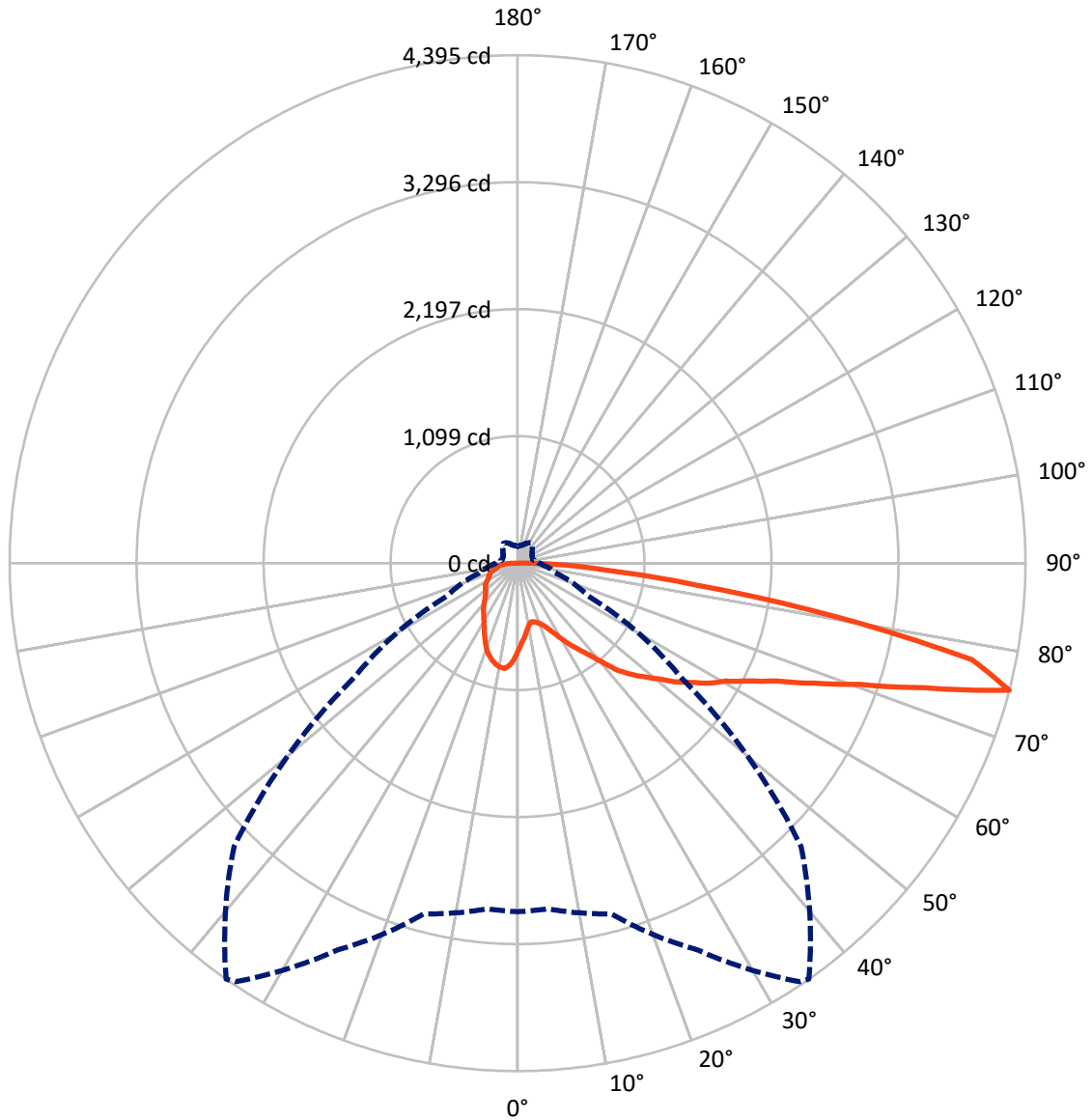
× Max cd  
 - - - 1/2 Max cd



Based on 15 foot mounting height. Maximum calculated value = 4 fc  
 Type IV - Short - N/A

REPORT NUMBER: P675083  
CATALOG NUMBER: CCW-SA-1F-722-U-T4FT

### Luminous Intensity Polar Plot



— Vertical Plane Through 35-Deg Lateral    - - - Horizontal Cone Through 75-Deg Vertical

REPORT NUMBER: P675083  
 CATALOG NUMBER: CCW-SA-1F-722-U-T4FT

**FLUX DISTRIBUTION:**

		Downward	Upward	Total
<b>House Side</b>	Lumens	1268.5	0.0	1268.5
	% Fixture	23.0	0.0	23.0
<b>Street Side</b>	Lumens	4250.9	0.0	4250.9
	% Fixture	77.0	0.0	77.0
<b>Total</b>	Lumens	5519.4	0.0	5519.4
	% Fixture	100.0	0.0	100.0

**Coefficient of Utilization**

**ZONAL LUMENS:**

Zone	Lumens	% Fixture
0°-10°	72.0	1.3
10°-20°	209.1	3.8
20°-30°	347.0	6.3
30°-40°	514.4	9.3
40°-50°	741.7	13.4
50°-60°	1019.9	18.5
60°-70°	1259.8	22.8
70°-80°	1152.5	20.9
80°-90°	202.9	3.7
90°-100°	0.0	0.0
100°-110°	0.0	0.0
110°-120°	0.0	0.0
120°-130°	0.0	0.0
130°-140°	0.0	0.0
140°-150°	0.0	0.0
150°-160°	0.0	0.0
160°-170°	0.0	0.0
170°-180°	0.0	0.0
0°-90°	5519.4	100.0
0°-180°	5519.4	100.0

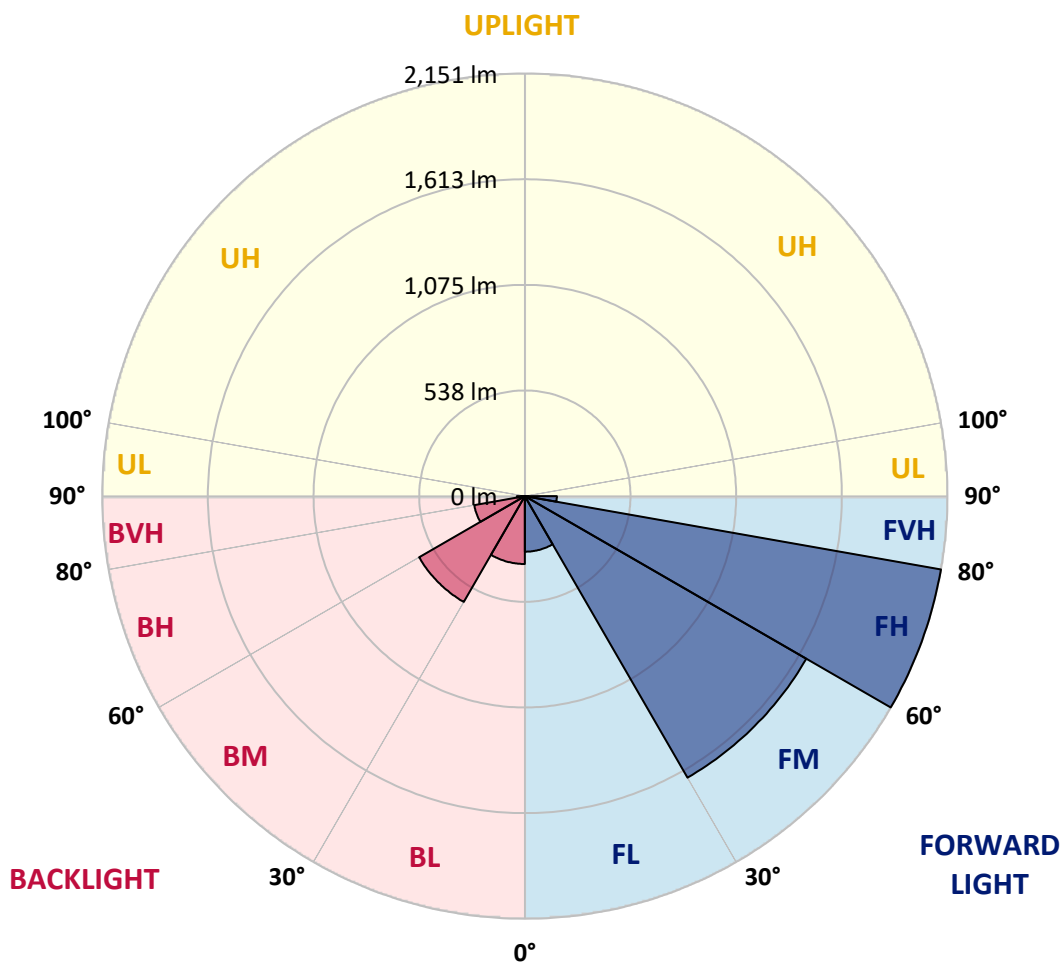


REPORT NUMBER: P675083  
 CATALOG NUMBER: CCW-SA-1F-722-U-T4FT

**LUMINAIRE CLASSIFICATION SYSTEM LUMEN TABLE AND BUG RATING:**

Zone	Lumens	% Fixture	Zone Rating/Lumen Limit		
			B	U	G
FL (0°-30°)	282.9	5.1			
FM (30°-60°)	1654.4	30.0			
FH (60°-80°)	2150.8	39.0			G2/5000
FVH (80°-90°)	162.8	3.0			G2/225
BL (0°-30°)	345.3	6.3	B1/500		
BM (30°-60°)	621.6	11.3	B1/1000		
BH (60°-80°)	261.6	4.7	B1/500		G1/500
BVH (80°-90°)	40.1	0.7			G1/100
UL (90°-100°)	0.0	0.0		U0/0	
UH (100°-180°)	0.0	0.0		U0/0	

**BUG Rating: B1-U0-G2**  
 Type IV Short





REPORT NUMBER: P675083

CATALOG NUMBER: CCW-SA-1F-722-U-T4FT

**CANDELA DISTRIBUTION (FULL):**

	0°	5°	15°	25°	34°	35°	45°	55°	65°	75°	85°
0°	756.2	756.2	756.2	756.2	756.2	756.2	756.2	756.2	756.2	756.2	756.2
2.5°	685.0	678.9	685.0	689.1	689.1	689.1	695.2	713.5	725.7	733.8	748.1
5°	613.9	615.9	620.0	630.2	636.3	640.3	650.5	672.8	691.1	717.6	748.1
7.5°	550.9	554.9	561.0	571.2	585.4	583.4	605.8	636.3	670.8	705.4	750.1
10°	518.4	526.5	528.5	530.6	544.8	544.8	575.3	609.8	652.5	697.2	750.1
12.5°	524.5	524.5	518.4	516.3	524.5	522.4	548.8	589.5	636.3	699.3	758.2
15°	542.7	542.7	530.6	518.4	530.6	526.5	548.8	581.4	636.3	701.3	774.5
17.5°	567.1	569.2	554.9	534.6	538.7	540.7	557.0	587.5	636.3	705.4	796.8
20°	615.9	605.8	583.4	550.9	565.1	559.0	583.4	609.8	648.5	721.6	829.4
22.5°	658.6	658.6	615.9	587.5	589.5	589.5	611.9	634.2	666.7	744.0	853.8
25°	727.7	723.7	670.8	628.1	632.2	634.2	646.4	672.8	697.2	756.2	884.3
27.5°	815.1	805.0	752.1	703.3	687.1	693.2	699.3	719.6	725.7	776.5	920.8
30°	908.6	894.4	849.7	772.4	764.3	766.4	756.2	768.4	760.3	809.0	957.4
32.5°	967.6	967.6	924.9	868.0	845.6	845.6	811.1	819.2	819.2	839.5	1022.5
35°	1018.4	1014.3	985.9	943.2	929.0	920.8	886.3	898.5	878.2	898.5	1114.0
37.5°	1095.7	1083.5	1071.3	1042.8	1014.3	1008.2	990.0	998.1	969.6	959.5	1217.6
40°	1185.1	1179.0	1166.8	1154.6	1126.1	1124.1	1103.8	1111.9	1081.4	1042.8	1321.3
42.5°	1317.2	1298.9	1260.3	1250.1	1256.2	1264.4	1256.2	1242.0	1187.1	1138.3	1433.1
45°	1449.4	1420.9	1347.7	1331.5	1378.2	1372.1	1406.7	1400.6	1311.1	1233.9	1551.0
47.5°	1534.7	1510.3	1451.4	1441.2	1461.6	1469.7	1573.4	1555.1	1412.8	1321.3	1664.8
50°	1595.7	1597.8	1520.5	1546.9	1573.4	1573.4	1703.5	1701.4	1536.8	1429.0	1813.2
52.5°	1685.2	1656.7	1624.2	1648.6	1685.2	1705.5	1866.1	1821.4	1614.0	1520.5	1979.9
55°	1731.9	1719.7	1691.3	1733.9	1811.2	1821.4	1992.1	1957.5	1701.4	1628.2	2150.7
57.5°	1750.2	1760.4	1807.1	1825.4	1933.2	1959.6	2105.9	2057.2	1782.7	1762.4	2282.8
60°	1831.5	1817.3	1880.3	1953.5	2057.2	2071.4	2248.2	2142.5	1862.0	1849.8	2325.5
62.5°	1996.2	1959.6	1994.1	2081.5	2225.9	2244.2	2398.7	2256.4	1896.6	1908.8	2323.4
65°	2236.0	2209.6	2158.8	2227.9	2431.2	2457.6	2575.5	2353.9	1886.4	1888.4	2158.8
67.5°	2518.6	2475.9	2423.1	2465.7	2713.7	2774.7	2791.0	2396.6	1815.3	1774.6	1756.3
70°	2766.6	2738.1	2703.6	2776.8	3122.3	3144.7	3059.3	2370.2	1618.1	1425.0	1170.9
72.5°	2998.3	2984.1	3004.4	3278.8	3675.2	3689.5	3311.4	2203.5	1278.6	863.9	544.8
75°	3016.6	3002.4	3142.6	3693.5	4368.4	4394.8	3467.9	1727.8	674.9	351.7	229.7
77.5°	2042.9	2085.6	2347.8	3234.1	4012.7	4018.8	2835.7	802.9	278.5	207.3	160.6
80°	502.1	557.0	884.3	1673.0	2705.6	2772.7	1553.0	270.4	182.9	158.6	119.9
82.5°	182.9	199.2	359.8	756.2	1520.5	1546.9	542.7	146.4	132.1	122.0	87.4
85°	87.4	89.4	170.8	372.0	768.4	760.3	195.1	87.4	95.5	83.3	52.9
87.5°	36.6	36.6	75.2	172.8	339.5	329.3	63.0	40.7	54.9	48.8	26.4
90°	0.0	0.0	0.0	0.0	0.0	0.0	0.0	0.0	0.0	0.0	0.0



REPORT NUMBER: P675083  
 CATALOG NUMBER: CCW-SA-1F-722-U-T4FT

**CANDELA DISTRIBUTION (continued):**

	90°	95°	105°	115°	125°	135°	145°	155°	165°	175°	180°
0°	756.2	756.2	756.2	756.2	756.2	756.2	756.2	756.2	756.2	756.2	756.2
2.5°	758.2	762.3	778.5	790.7	802.9	813.1	829.4	829.4	839.5	839.5	839.5
5°	756.2	778.5	805.0	833.4	851.7	870.0	886.3	888.3	894.4	902.5	904.6
7.5°	764.3	786.7	829.4	870.0	892.4	900.5	920.8	914.7	914.7	914.7	920.8
10°	780.6	805.0	863.9	900.5	916.8	918.8	912.7	908.6	896.4	892.4	886.3
12.5°	792.8	835.5	894.4	922.9	916.8	910.7	896.4	876.1	861.9	857.8	857.8
15°	823.3	866.0	920.8	931.0	920.8	888.3	870.0	847.7	835.5	817.2	825.3
17.5°	849.7	898.5	947.3	935.1	914.7	863.9	837.5	805.0	788.7	768.4	768.4
20°	884.3	929.0	971.7	939.1	894.4	839.5	796.8	756.2	733.8	713.5	717.6
22.5°	922.9	963.5	985.9	922.9	863.9	800.9	742.0	703.3	674.9	662.7	666.7
25°	953.4	998.1	994.0	896.4	827.3	752.1	687.1	650.5	644.4	632.2	632.2
27.5°	992.0	1038.7	987.9	863.9	766.4	674.9	634.2	620.0	620.0	613.9	618.0
30°	1042.8	1075.3	973.7	817.2	689.1	605.8	585.4	593.6	607.8	601.7	603.7
32.5°	1126.1	1122.1	961.5	764.3	607.8	538.7	552.9	569.2	581.4	587.5	591.5
35°	1207.5	1181.0	947.3	693.2	532.6	506.2	518.4	536.6	559.0	565.1	567.1
37.5°	1288.8	1242.0	922.9	605.8	485.8	477.7	489.9	500.1	518.4	522.4	526.5
40°	1374.1	1282.7	880.2	520.4	447.2	447.2	455.3	457.4	467.5	473.6	477.7
42.5°	1449.4	1321.3	802.9	441.1	406.6	420.8	422.8	418.7	410.6	414.7	416.7
45°	1540.8	1364.0	713.5	384.2	376.1	394.4	398.4	382.2	367.9	359.8	355.7
47.5°	1630.3	1408.7	636.3	337.4	347.6	376.1	376.1	357.8	333.4	313.0	304.9
50°	1711.6	1453.4	573.2	309.0	319.1	361.8	365.9	331.3	304.9	280.5	276.5
52.5°	1847.8	1528.6	508.2	286.6	302.9	351.7	349.6	319.1	284.6	258.2	256.1
55°	1967.7	1603.8	422.8	264.3	286.6	337.4	343.5	306.9	260.2	235.8	231.7
57.5°	2055.1	1622.1	337.4	241.9	270.4	321.2	329.3	282.6	243.9	223.6	221.6
60°	2071.4	1551.0	274.4	223.6	248.0	298.8	304.9	268.3	231.7	215.5	211.4
62.5°	1996.2	1414.8	233.8	207.3	229.7	276.5	288.7	252.1	219.5	205.3	203.3
65°	1825.4	1215.6	205.3	193.1	217.5	260.2	274.4	239.9	209.4	197.2	195.1
67.5°	1445.3	933.0	182.9	182.9	201.2	243.9	264.3	231.7	199.2	191.1	189.0
70°	945.2	561.0	166.7	168.7	189.0	229.7	252.1	221.6	187.0	185.0	180.9
72.5°	406.6	258.2	148.4	154.5	170.8	205.3	233.8	207.3	172.8	166.7	160.6
75°	187.0	156.5	134.2	138.2	152.5	180.9	211.4	191.1	160.6	150.4	144.3
77.5°	132.1	113.8	111.8	119.9	130.1	156.5	187.0	178.9	148.4	140.3	136.2
80°	97.6	87.4	93.5	101.6	107.7	144.3	176.9	164.7	136.2	124.0	117.9
82.5°	69.1	65.0	73.2	81.3	87.4	126.0	162.6	144.3	113.8	103.7	93.5
85°	40.7	42.7	50.8	54.9	61.0	93.5	136.2	115.9	87.4	67.1	65.0
87.5°	18.3	18.3	24.4	26.4	30.5	54.9	91.5	73.2	54.9	42.7	40.7
90°	0.0	0.0	0.0	0.0	0.0	0.0	0.0	0.0	0.0	0.0	0.0

(END OF REPORT)